



Massachusetts Housing Finance Agency  
One Beacon Street, Boston, MA 02108

TEL: 617.854.1000  
FAX: 617.854.1091 | [www.masshousing.com](http://www.masshousing.com)

Videophone: 857.366.4157 or Relay: 711

Posted: October 6, 2022 @ 10:45 a.m.  
Secretary of the Commonwealth, Regulations Division  
Executive Office for Administration & Finance  
[masshousing.com](http://masshousing.com)

## NOTICE

of a Meeting of the Members

The meeting of MassHousing's Home Ownership Committee will be held:

Date: **Tuesday, October 11, 2022**

Time: **1:00 p.m.**

Location: **See below**

**In accordance with Section 20 of An Act Extending Certain COVID-19 Measures Adopted During the State of Emergency, 2021 Mass. Acts 20, as amended, this Meeting will not be conducted in a publicly accessible physical location. This meeting will instead be conducted through remote audio and video participation by the Members of MassHousing.**

**The public will be able to observe the Meeting online through the Zoom video/audio conference program.**

**The Zoom meeting link for this Meeting is: <https://us06web.zoom.us/j/89083418944>**

**The Zoom meeting ID is: 890 8341 8944**

**The Zoom meeting Passcode: 593125**

**Additional instructions for observing the meeting though Zoom are attached to this Notice.**

Attention will be given to the following matters:

1. Approval of the Minutes of the April 12, 2022 Meeting
2. Homeownership Activities Review
3. Loans in Forbearance Status Report
4. Open Discussion
5. Old Business/New Business
6. Adjourn

## **Meeting Notices**

*In accordance with Section 20 of An Act Extending Certain COVID-19 Measures Adopted During the State of Emergency, 2021 Mass. Acts 20, as amended, this Meeting will not be conducted in a publicly accessible physical location. This meeting will instead be conducted through remote audio and video participation by the Members of MassHousing, and public observation will be available only through the Zoom audio/video conferencing program using the link and Meeting ID provided above.*

*Instructions for joining the meeting through Zoom are attached. Upon sufficient notice, members of the public may request additional guidance about observing the meeting with Zoom. Upon sufficient notice in advance of the meeting, certain materials to be presented at the meeting will be provided in alternative formats, such as large print or audio transmission.*

*To request such arrangements, please contact Laurie Bennett at (617) 854-1886 (voice), 'lbennett@masshousing.com' (e-mail), or (617) 624-9460 (Fax).*

# Steps to Join a Zoom Meeting

1. A Zoom meeting link will look like the following:

Join Zoom Meeting

<https://zoom.us/j/6881564212>

Meeting ID: 688 156 4212

One tap mobile

+13126266799,,6881564212# US (Chicago)

+16465588656,,6881564212# US (New York)

Dial by your location

+1 312 626 6799 US (Chicago)

+1 646 558 8656 US (New York)

+1 253 215 8782 US

+1 301 715 8592 US

+1 346 248 7799 US (Houston)

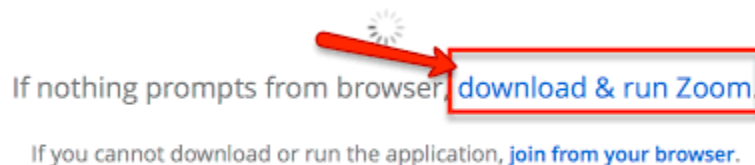
+1 669 900 9128 US (San Jose)

Meeting ID: 688 156 4212

Find your local number: <https://zoom.us/u/acgfl1ziEv>

2. Click the link below 'Join Zoom Meeting'.

**NOTE:** Simply calling a phone number without "joining the Zoom meeting" will not allow you to see the presentation. Clicking on the link will automatically download the Zoom program (Image below)



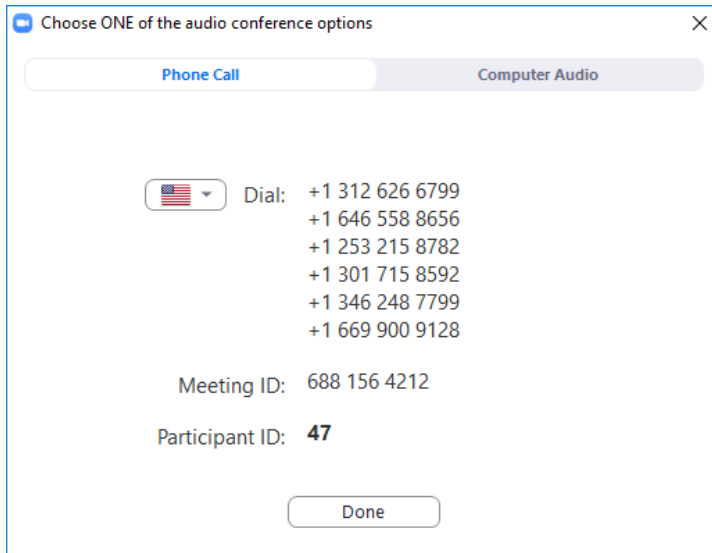
3. If Zoom does NOT automatically download and install. Click Download & run Zoom

**NOTE:** to see a video about this: <https://youtu.be/vFhAEoCF7jg>

# Steps to Join a Zoom Meeting

4. You will be provided with Audio Options.

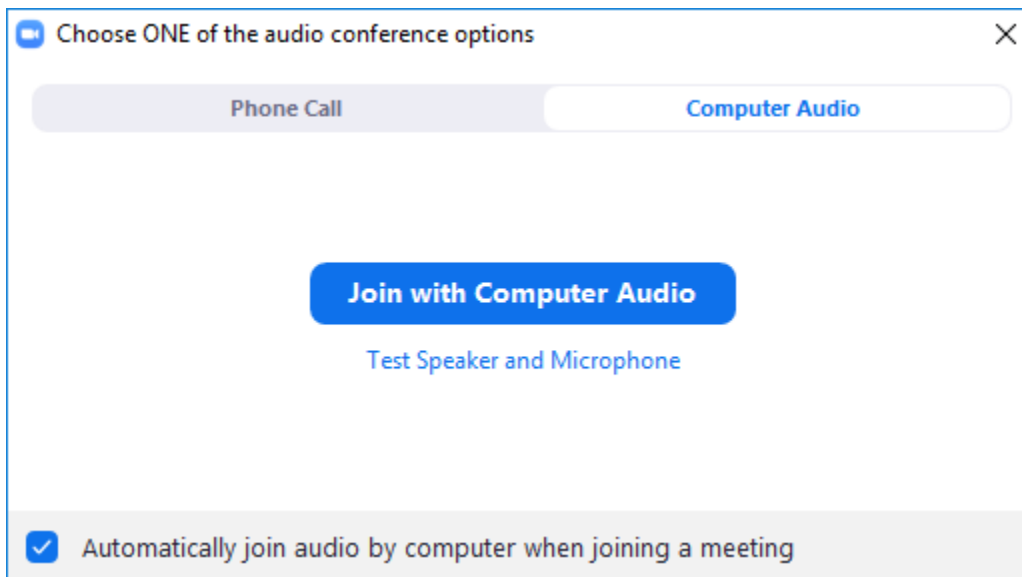
**NOTE:** The numbers for your meeting may be different than the ones in this example.



The screenshot shows a Zoom dialog box titled "Choose ONE of the audio conference options". It has two tabs: "Phone Call" (selected) and "Computer Audio". Under the "Phone Call" tab, there is a dropdown menu showing the United States flag, followed by a list of phone numbers: +1 312 626 6799, +1 646 558 8656, +1 253 215 8782, +1 301 715 8592, +1 346 248 7799, and +1 669 900 9128. Below the numbers, the "Meeting ID: 688 156 4212" and "Participant ID: 47" are displayed. At the bottom, there is a "Done" button.

5. Call one of the numbers provided and enter your Meeting ID and Participant ID when prompted.
6. If you have a headset or would like to use your computer audio, select the Computer Audio tab and Join with Computer Audio.

**NOTE:** Uncheck "Automatically join audio by computer" when joining a meeting.



The screenshot shows the same Zoom dialog box, but now the "Computer Audio" tab is selected. The "Phone Call" tab is greyed out. In the center, there is a large blue button that says "Join with Computer Audio". Below it, there is a link that says "Test Speaker and Microphone". At the bottom, there is a checkbox that is checked, with the text "Automatically join audio by computer when joining a meeting".

7. All participants on the call will be muted. Please keep yourself on mute so that meeting can be as clear as possible.