



Massachusetts Housing Finance Agency  
One Beacon Street Boston, MA 02108

Tel: 617-854-1000  
Fax: 617-854-1091

Relay 711  
[www.masshousing.com](http://www.masshousing.com)

Posted: May 3, 2024 @ 10:05 a.m.  
Secretary of the Commonwealth, Regulations Division  
Executive Office for Administration & Finance  
[masshousing.com](http://masshousing.com)

## NOTICE

of a Meeting of the Members

The regular meeting of MassHousing's Loan Committee will be held:

Date: **May 7, 2024**

Time: **2:00 p.m.**

Location: **See below**

**In accordance with Section 20 of An Act Relative to Extending Certain COVID-19 Measures Adopted During the State of Emergency, 2021 Mass. Acts 20, as amended, this Meeting will not be conducted in a publicly accessible physical location. This meeting will instead be conducted through remote audio and video participation by the Members of MassHousing.**

**The public will be able to observe the Meeting online through the Zoom video/audio conference program.**

**The Zoom meeting link for this Meeting is: <https://us06web.zoom.us/j/83443242184>**

**The Zoom meeting ID is: 834 4324 2184**

**The Zoom meeting Passcode is: 664122**

**Additional instructions for observing the meeting through Zoom are attached to this Notice.**

Attention will be given to the following matters:

1. Approval of the Minutes of the April 2, 2024, Loan Committee Meeting
2. Rental Pipeline Summary Report
3. Loan Commitments, Re-Commitments, Official Action Status & Prepayments
  - A. New Port Antonio, Boston (Dorchester)
    - Approval of a Level One Transfer of Ownership
    - Approval for the Extension of the First Note
    - Approval to Add Subordinate Third-Party Debt

B. 900 Morrissey Boulevard, Boston (Dorchester)

- Commitment of a Tax-Exempt Conduit Loan
- Approval of the Use of Low-Income Housing Tax Credits

### **Meeting Notices**

*In accordance with Section 20 of An Act Extending Certain COVID-19 Measures Adopted During the State of Emergency, 2021 Mass. Acts 20, as amended, this Meeting will not be conducted in a publicly accessible physical location. This meeting will instead be conducted through remote audio and video participation by the Members of MassHousing, and public observation will be available only through the Zoom audio/video conferencing program using the link and Meeting ID provided above.*

*Instructions for joining the meeting through Zoom are attached.*

### **Accessibility**

If you need an accommodation to participate in a MassHousing meeting, event, or program, please call 617-854-1000 or email [webinfo@masshousing.com](mailto:webinfo@masshousing.com). Please request accommodations as soon as possible but no later than 48 hours before a scheduled event so that we can have adequate time to accommodate your needs. [Click here to view our Accessibility statement.](#)

# Steps to Join a Zoom Meeting

1. A Zoom meeting link will look like the following:

Join Zoom Meeting

<https://zoom.us/j/6881564212>

Meeting ID: 688 156 4212

One tap mobile

+13126266799,,6881564212# US (Chicago)

+16465588656,,6881564212# US (New York)

Dial by your location

+1 312 626 6799 US (Chicago)

+1 646 558 8656 US (New York)

+1 253 215 8782 US

+1 301 715 8592 US

+1 346 248 7799 US (Houston)

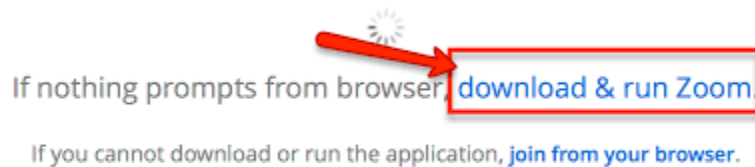
+1 669 900 9128 US (San Jose)

Meeting ID: 688 156 4212

Find your local number: <https://zoom.us/u/acgfl1ziEv>

2. Click the link below 'Join Zoom Meeting'.

**NOTE:** Simply calling a phone number without "joining the Zoom meeting" will not allow you to see the presentation. Clicking on the link will automatically download the Zoom program (Image below)



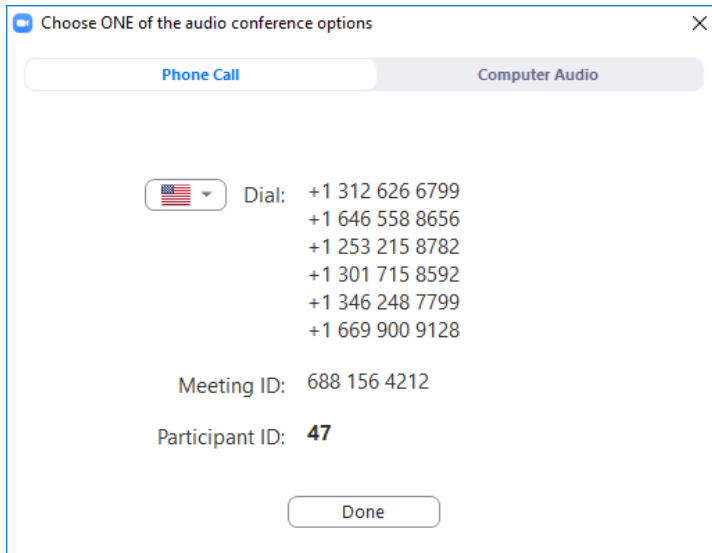
3. If Zoom does NOT automatically download and install. Click Download & run Zoom

**NOTE:** to see a video about this: <https://youtu.be/vFhAEoCF7jg>

# Steps to Join a Zoom Meeting

4. You will be provided with Audio Options.

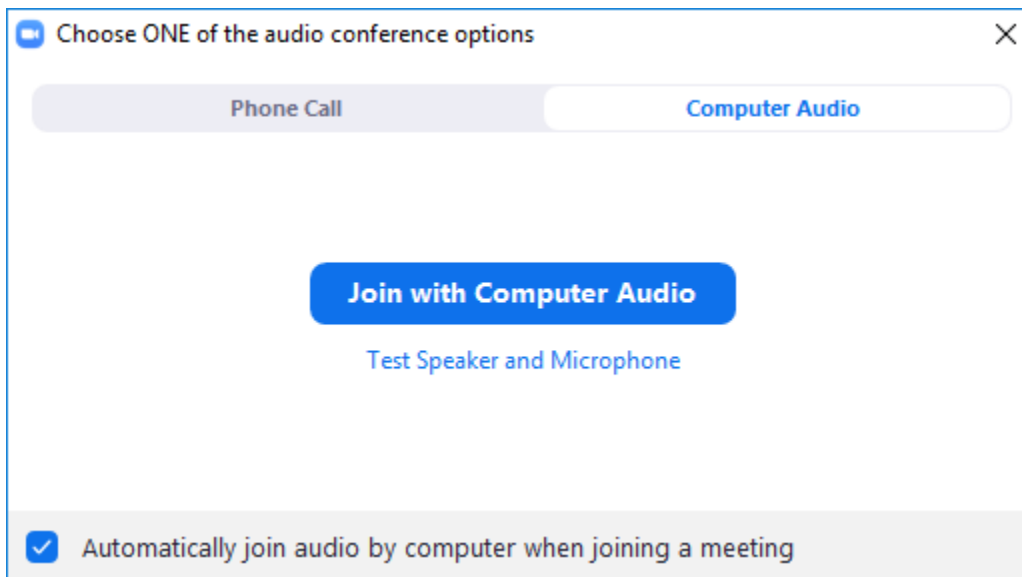
**NOTE:** The numbers for your meeting may be different than the ones in this example.



The screenshot shows a Zoom dialog box titled "Choose ONE of the audio conference options". It has two tabs: "Phone Call" (selected) and "Computer Audio". Under the "Phone Call" tab, there is a dropdown menu showing the United States flag, followed by a list of phone numbers: +1 312 626 6799, +1 646 558 8656, +1 253 215 8782, +1 301 715 8592, +1 346 248 7799, and +1 669 900 9128. Below the numbers, the "Meeting ID: 688 156 4212" and "Participant ID: 47" are displayed. At the bottom, there is a "Done" button.

5. Call one of the numbers provided and enter your Meeting ID and Participant ID when prompted.
6. If you have a headset or would like to use your computer audio, select the Computer Audio tab and Join with Computer Audio.

**NOTE:** Uncheck "Automatically join audio by computer" when joining a meeting.



The screenshot shows the same Zoom dialog box, but now the "Computer Audio" tab is selected. The "Phone Call" tab is greyed out. In the center, there is a large blue button that says "Join with Computer Audio". Below it, there is a link that says "Test Speaker and Microphone". At the bottom, there is a checkbox that is checked, with the text "Automatically join audio by computer when joining a meeting".

7. All participants on the call will be muted. Please keep yourself on mute so that meeting can be as clear as possible.